

# LED GU10 Series

## Semi-modulised Product Data Sheet

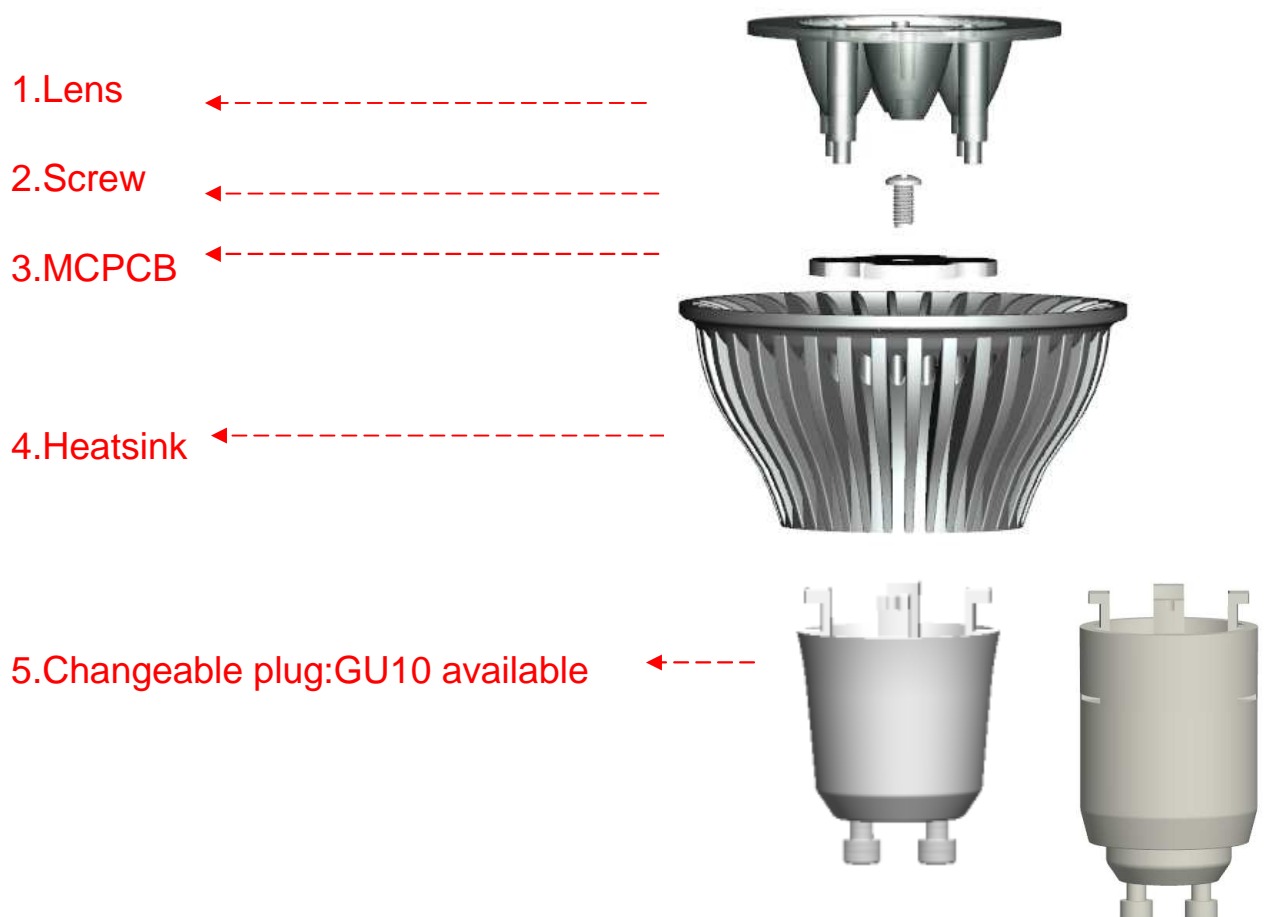


### Table of Contents

Introduction .....	2
Features .....	3
Compatible LED & Lens .....	4
Part number .....	6
Dimension .....	8
Package .....	9

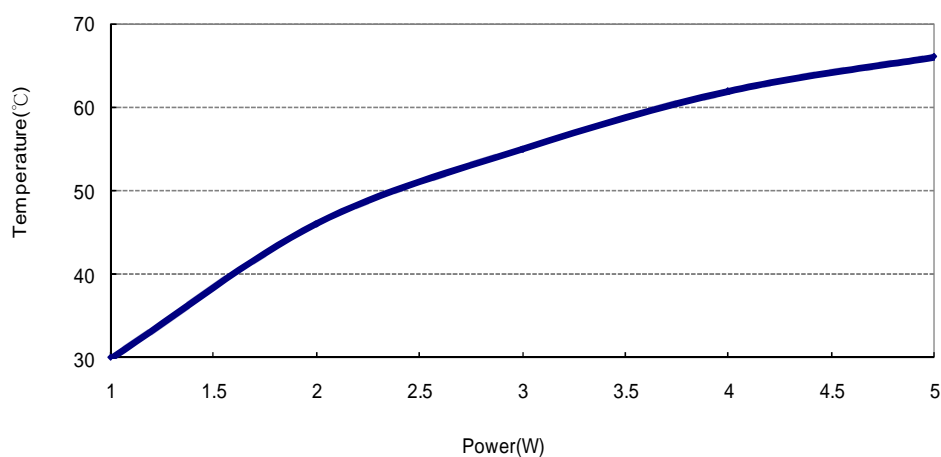
## Introduction

GU10 series of customised lighting components (excluding LED & driver) have been integrated for certain models of lighting lamp. With our component modules and its accessories, lamp manufacturers are able to reduce the new product developing cost. Ledlink offers “one stop shopping” concept, bringing our clients time and cost effective to meet the rapid market shift.









## Features

- 50 mm GU10 series diameter
- Thermal conductivity 130 W/mk
- Compatible Lens : 3 in 1 、 4 in 1 、 customization
- Changeable plug : GU10 、 customization
- Lens efficiency 90%
- Input Power (Watts) : 5W (max)
- Weight : 36.5g (excluding Driver & LED)
- Plastic Housing temperature (max) : 75° C
- Heat sink equilibrium temperature (max) : 66° C
- Temperature & Operate Power characteristics





## Compatible LED & Lens

Condition : 3in1 Lens









LED Type	LED Model	Angle
	1LA5	40°
		60°
	Federal	40°
		60°
	Rebel	15°
		25°
		40°
	XR-E	40°
		60°
	XP-E	15°
		25°
		40°
		60°
	NS9W153MT	40°
		60°
	083A	40°
		60°
	P4	40°
		60°
	W5AM	40°
		60°

## Compatible LED & Lens

Condition : 4in1 Lens

LED Type	LED Model	Angle
	Rebel	15°
		25°
		40°
	XP-E	15°
		25°
		40°

## Part number

Item	Picture	Description	Part number	Dimension
Lens		3 in 1 40 degree	LL03ED-EK40L06	Φ 35 x 13.5mm
		3 in 1 60 degree	LL03ED-EK60L06	
		3 in 1 15 degree	LL03LU-DO15L06	
		3 in 1 25 degree	LL03LU-DO25L06	
		3 in 1 40 degree	LL03LU-DO40L06	
		3 in 1 40 degree	LL03CR-EK40L06	
		3 in 1 60 degree	LL03CR-EL60L06	
		4 in 1 15 degree	LL04LU-DO15L06	Φ 35x 13.5mm
		4 in 1 25 degree	LL04LU-DO25L06	
		4 in 1 40 degree	LL04LU-DO40L06	
Heat sink		Heat sink	LDKS-016101-001	Φ 50x 24.8mm
Lamp base		GU10-1 lamp socket	LL10A00MDMI2	Φ 27x34.5mm
		GU10-2 lamp socket	LL10A00MDOA2	Φ 27x50.0mm
Screw		To fix the MCPCB with the heat sink	LDK01-01-001	M2*4.5MM

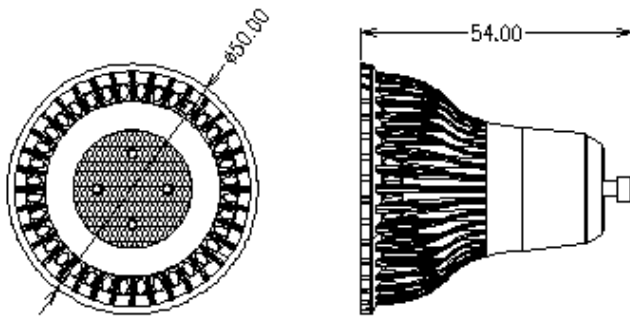
## Part number

Item	Picture	Description	Part number	Dimension
MCPCB		1LA5 3in1	LDKPED-03C2BS4-01	Φ 21x 1.6mm
		XR-E 3in1	LDKPCR-03C2BS4-01	
		XP-E 3in1	LDKPCR-03C3BS4-01	
		Federal ,Rebel 3in1	LDKPED-03C3BS4-02	
		Federal ,Rebel 4in1	LDKPED-04C3BS4-01	
		XP-E 4in1	LDKPCR-04C3BS4-02	
		XP-E 4in1	LDKPCR-04C3BS4-01	
		XP-E 4in1	LDKPOS-04C3WS4-01	

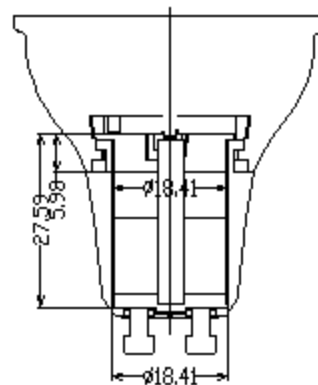
## Dimension

### ■ GU10-1

Mechanical Dimension (mm)

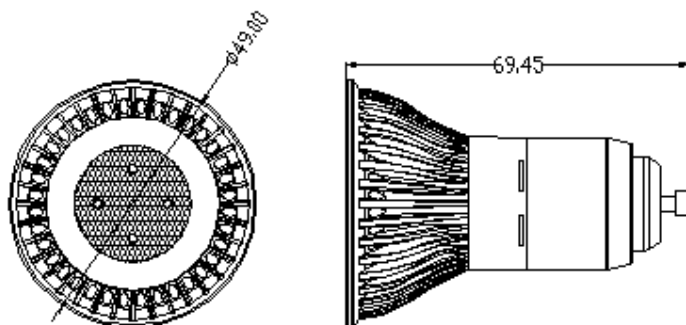


Driver Space (mm)

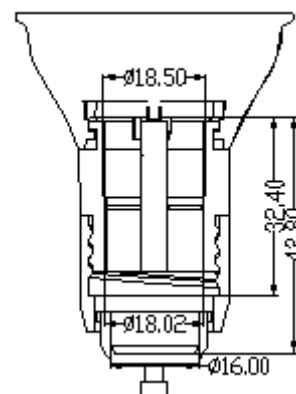


### ■ GU10-2

Mechanical Dimension (mm)



Driver Space (mm)

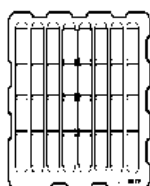
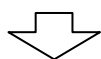




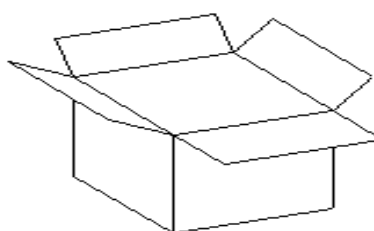
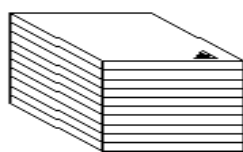
## Package

### ■ Changeable plug : GU10 Package

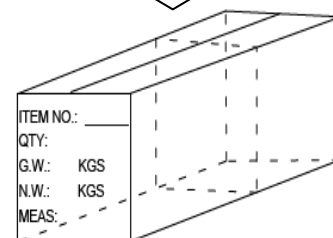
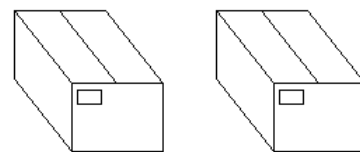
Item	Quantity	Total	Dimension (L*W*H)
Tray	32pcs/tray	32 pcs	324*294*28.5 mm
Inner box	7tray/box	224pcs	350*310*210 mm
Outer box	2 inner box/outer box	448pcs	647*365*240 mm



32pcs/tray



224pcs/inner box

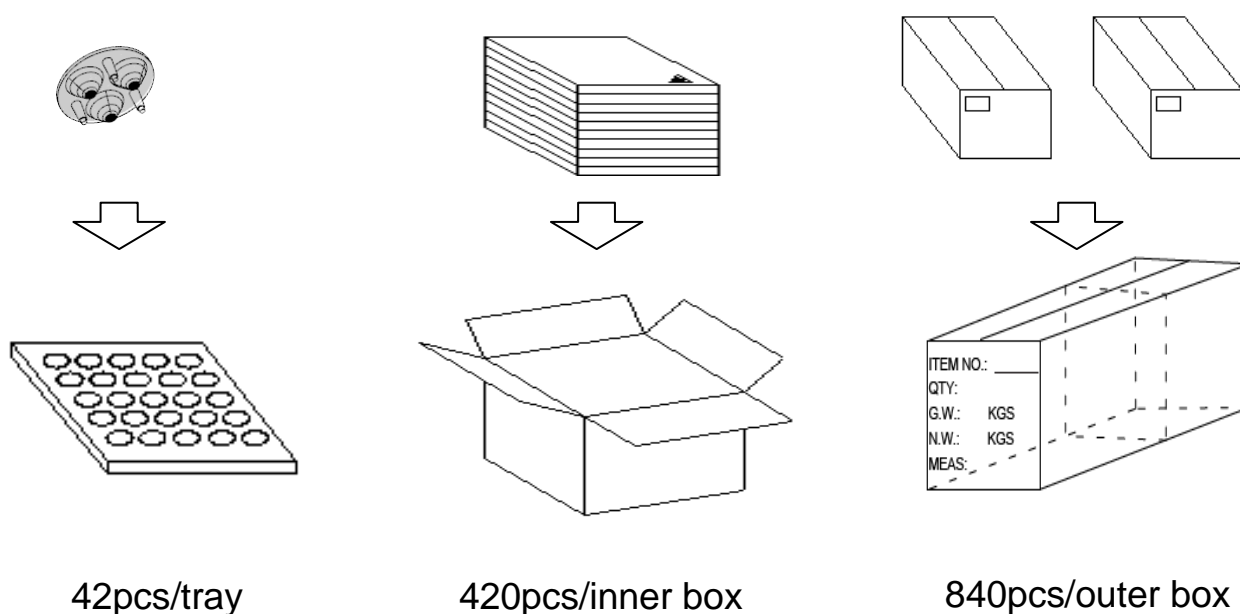


448pcs/outer box

## Package

### ■ Changeable plug : Lens package

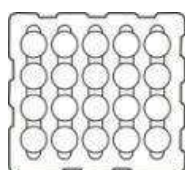
Item	Quantity	Total	Dimension (L*W*H)
Tray	42pcs/tray	42pcs	324*294*20mm
Inner box	10tray/box	420pcs	350*310*210 mm
Outer box	2 inner box/outer box	840pcs	647*365*240mm



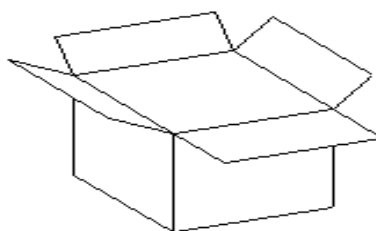
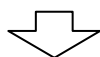
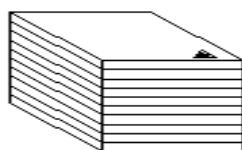
## Package

### ■ Changeable plug : Sink package

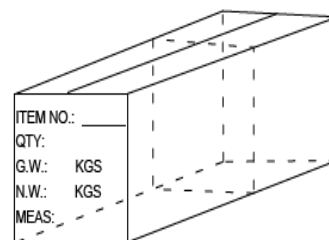
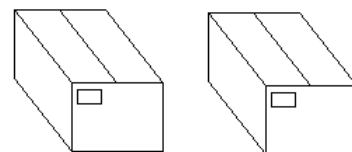
Item	Quantity	Total	Dimension (L*W*H)
Tray	20pcs/tray	20pcs	324*294*20 mm
Inner box	8 tray/box	160pcs	350*310*210 mm
Outer box	2 inner box/outer box	320pcs	647*365*240 mm



20pcs/tray



160pcs/inner box



320pcs/outer box