LedLink
Linking LEDs to The Real World

V1.1_20130306

Data Sheet

LL01CR-CNExxL06-M2

CREE

Xlamp XP-G2

Features & Typical Applications

- High efficiency
- Available with 7 beam angles
- Optimized for uniform effect
- Lens with Housing
- Spotlight
- Architectural Lighting
- Highbay

Table of Contents

General Information & Product Nomenclature P.2
Optical Specifications P.3
Mechanical Specifications P.4
Package Specifications P.5

15F,No.655,Bannan Rd.,Chung-Ho Dist,New Taipei City,Taiwan.
Tel: +886-2-8227-6126 Fax: +886-2-8227-6127
service@ledlink-optics.com www.ledlink-optics.com

LL01CR-CNExxL06-M2

General Information

- Lens Material Optical Grade PMMA
- Operating Temperature range -40℃~+70℃(upper limit +80℃)
- Storage Temperature range -40℃~+70℃(upper limit +80℃)

  * Average transmittance in visible spectrum 400nm~700nm>90%

- Usage and Maintenance:

  1. If necessary, clean lenses with mild soap, water and soft cloth.
  2. Never use any commercial cleaning solvents on lenses, like alcohol.
  3. Please handle or install lenses with wearing gloves, skin oils may damage lens or its optical characteristic.

Product Nomenclature

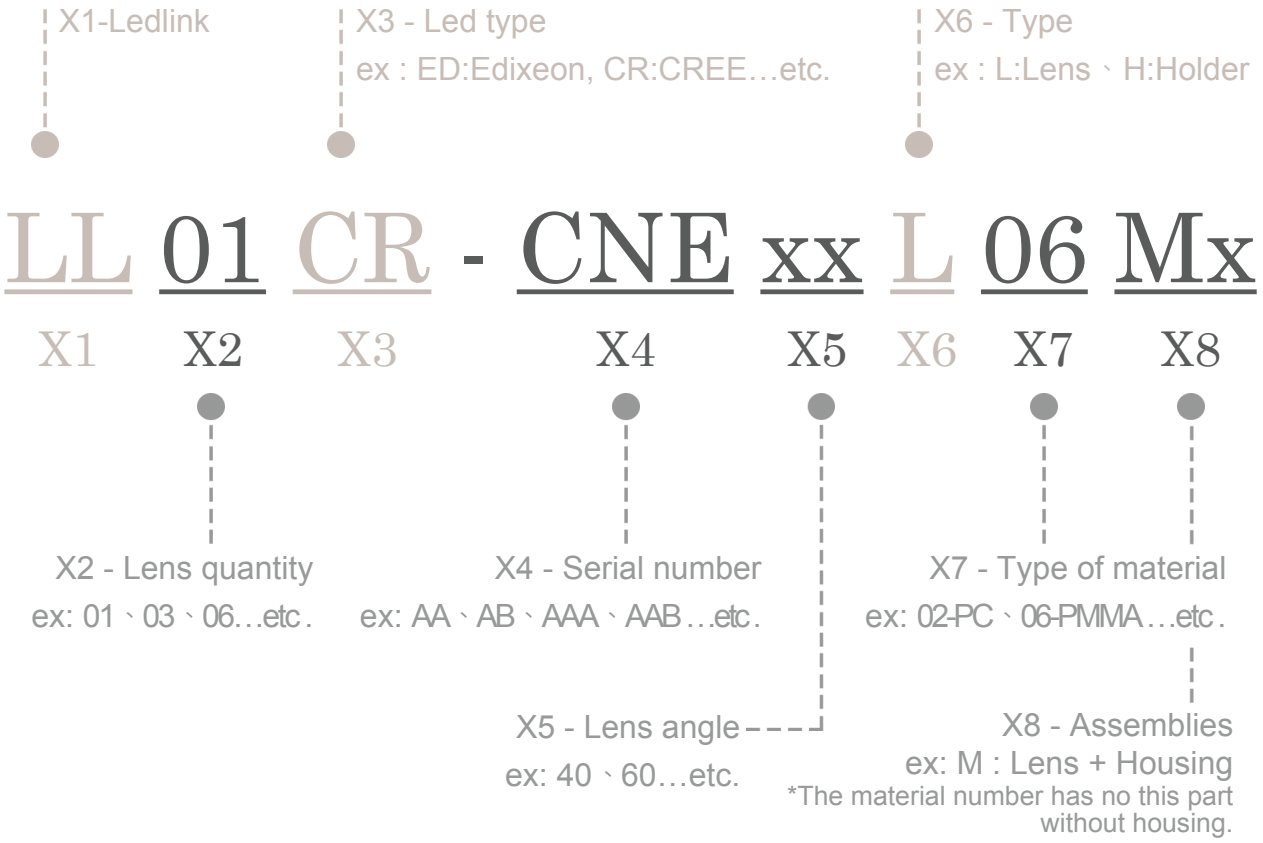

15F,No.655,Bannan Rd.,Chung-Ho Dist,New Taipei City,Taiwan.
Tel: +886-2-8227-6126 Fax: +886-2-8227-6127
service@ledlink-optics.com www.ledlink-optics.com

LL01CR-CNExxL06-M2
Optical Specifications

CREE

Xlamp XP-G2

Note: (1) All the results of analysis are based on 0 degrees of elevation.
(2) Tolerance: ±10%.
(3) Led Luminous Flux(lm): 112(±5%).

Part Number	FWHM	Field Angle*	cd / lm	IES File
LL01CR-CNE15L06-M2	10°	22°	11.7	Download



Beam Pattern

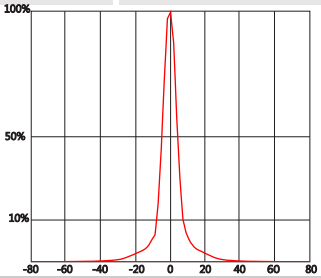

Light Distribution Curve

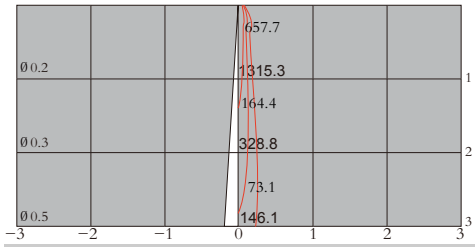

Illuminance Distribution

Part Number	FWHM	Field Angle*	cd / lm	IES File
LL01CR-CNE25L06-M2	15°	31°	8.9	Download

Beam Pattern

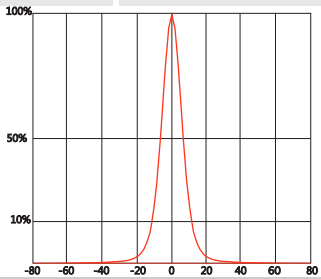

Light Distribution Curve

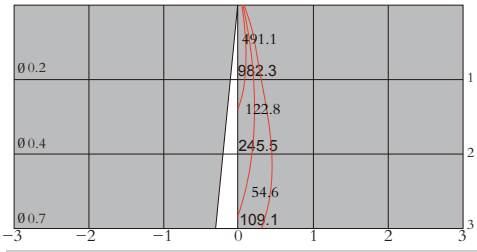

Illuminance Distribution

Part Number	FWHM	Field Angle*	cd / lm	IES File
LL01CR-CNE40L06-M2	21°	40°	5.0	Download



Beam Pattern

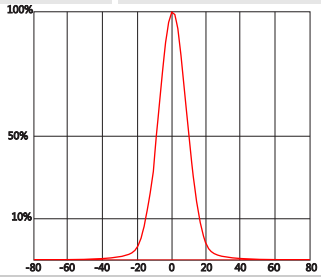

Light Distribution Curve

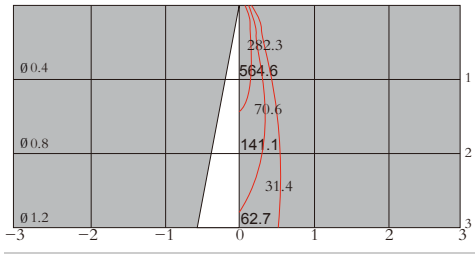

Illuminance Distribution

Part Number	FWHM	Field Angle*	cd / lm	IES File
LL01CR-CNE60L06-M2	35°	62°	2.1	Download

Beam Pattern

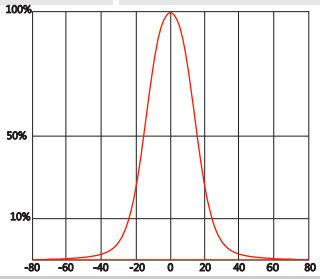

Light Distribution Curve

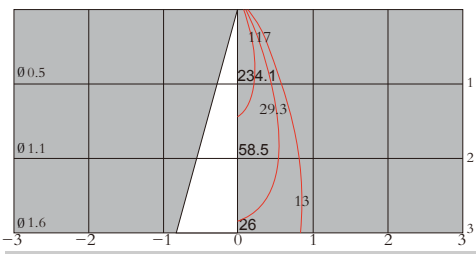

Illuminance Distribution

15F,No.655,Bannan Rd.,Chung-Ho Dist,New Taipei City,Taiwan.
Tel: +886-2-8227-6126 Fax: +886-2-8227-6127
service@ledlink-optics.com www.ledlink-optics.com

LL01CR-CNExxL06-M2
Optical Specifications

CREE

Xlamp XP-G2

Note: (1) All the results of analysis are based on 0 degrees of elevation.
(2) Tolerance: ±10%.
(3) Led Luminous Flux(lm): 112(±5%).

Part Number	FWHM	Field Angle*	cd / lm	IES File
LL01CR-CNE80L06-M2	39°	75°	1.7	Download

Beam Pattern

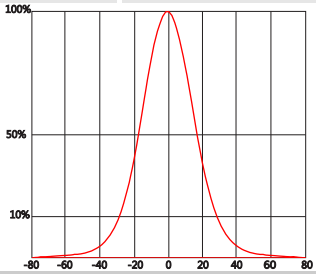

Light Distribution Curve

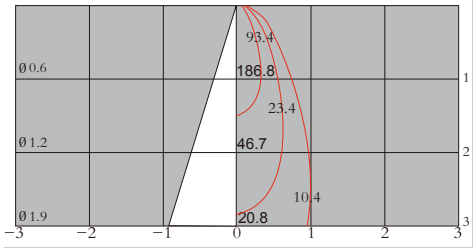

Illuminance Distribution

Part Number	FWHM	Field Angle*	cd / lm	IES File
LL01CR-CNE1045L06-M2	16°/33°	32°/59°	4.1	Download

Beam Pattern

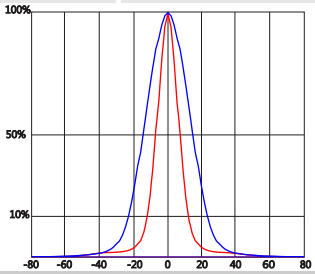

Light Distribution Curve

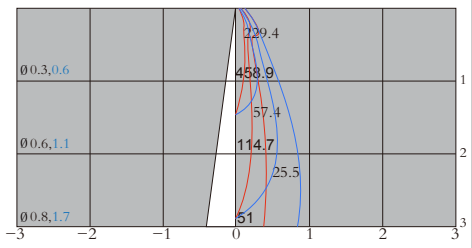

Illuminance Distribution

Part Number	FWHM	Field Angle*	cd / lm	IES File
LL01CR-CNE2545L06-M2	18°/27°	35°/50°	4.7	Download

Beam Pattern

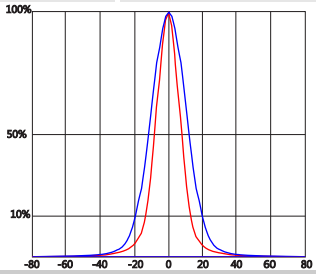

Light Distribution Curve

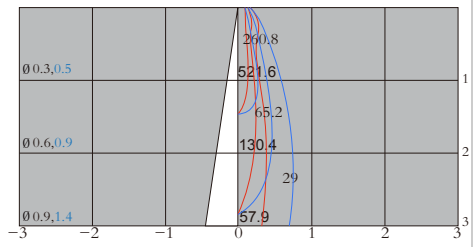

Illuminance Distribution

*Current series also come with CNE17. However, the performance with the LED is not satisfied hence it will not demonstrate here.
*The Field Angle is the angle between the two directions opposed to each other over the beam axis for which the luminous intensity is 10% that of the maximum luminous intensity.
*This testing result is obtained through testing the popular rank LED samples which provided by the original manufacturer. Hence, the testing results would be varied as the users choose same LED model but different rank.

15F,No.655,Bannan Rd.,Chung-Ho Dist,New Taipei City,Taiwan.
Tel: +886-2-8227-6126 Fax: +886-2-8227-6127
service@ledlink-optics.com www.ledlink-optics.com

LL01CR-CNExxL06-M2
Mechanical Specification

Note: (1)All dimensions are in mm.
(2)All measurements are ± 0.15 mm unless otherwise indicated.

1.Fixing method

☐ Glue ☐ Screw ☐ Tape ☐ Fixing-ring ■ Frame

2.Lens dimensions

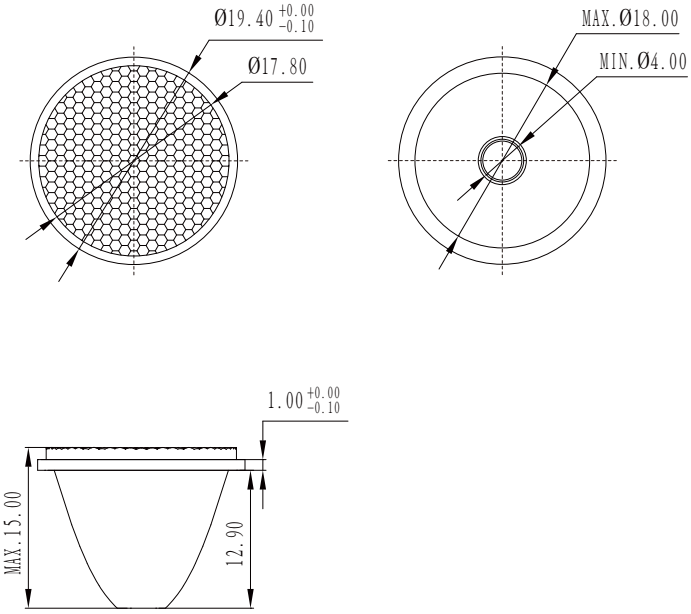

3. Lens + Leds + MCPCB assembly instruction



4.Lens assembly dimensions

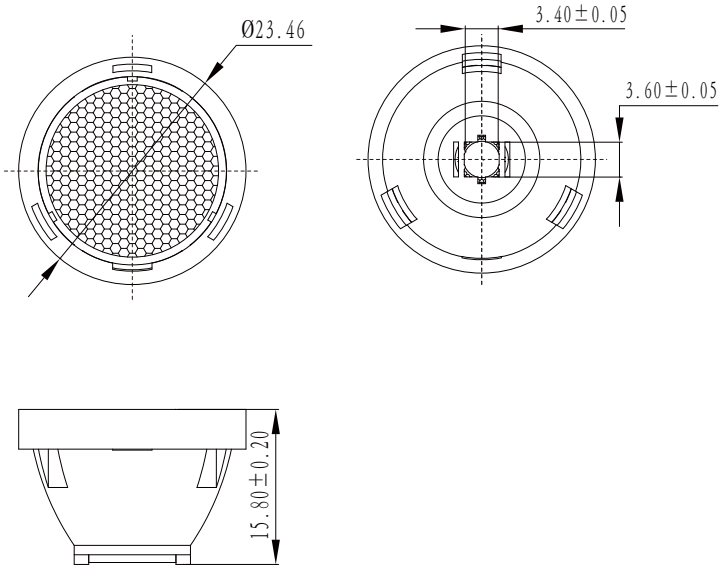

5. View assembly lens with MCPCB:

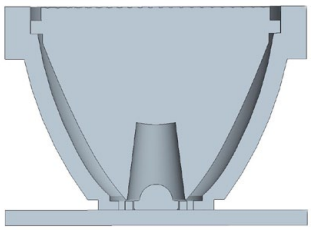

15F,No.655,Bannan Rd.,Chung-Ho Dist,New Taipei City,Taiwan.
Tel: +886-2-8227-6126 Fax: +886-2-8227-6127
service@ledlink-optics.com www.ledlink-optics.com

LL01CR-CNExxL06-M2
Package Specifications

Item	Quantity	Total	Size(L*W*H)	G.W
Plastic box	100 pcs/plastic box	100 pcs	27*27*1.8 cm	2.8g
Outer box	10 plastic box/Outer box	1000 pcs	29*29*22 cm	

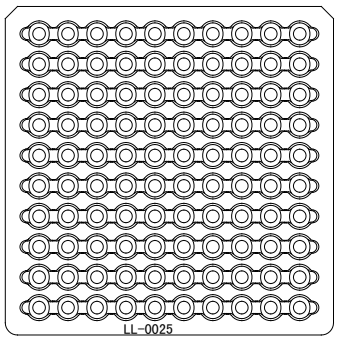

100 pcs/plastic box

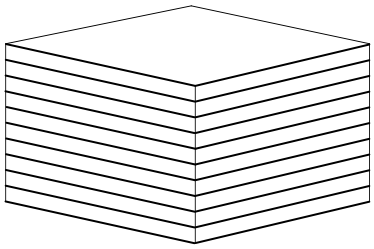

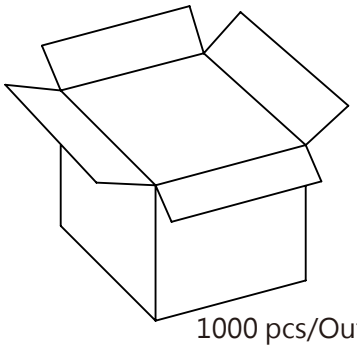

1000 pcs/Outer box

Note:

15F,No.655,Bannan Rd.,Chung-Ho Dist,New Taipei City,Taiwan.
Tel: +886-2-8227-6126 Fax: +886-2-8227-6127
service@ledlink-optics.com www.ledlink-optics.com